



## CHESAPEAKE ADIRONDACK CHAIR INSTRUCTIONS

### MATERIALS

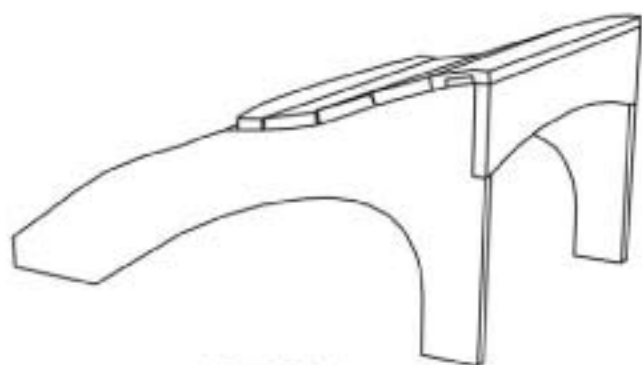
5/32 ALLEN WRENCH  
(1)




1 1/4" SCREW  
(12)



2 3/4" SCREW  
(10)



SEAT  
(1)



BACK REST  
(1)



ARM REST  
(2)



RIGHT & LEFT  
ARM SUPPORT  
(1 EACH)



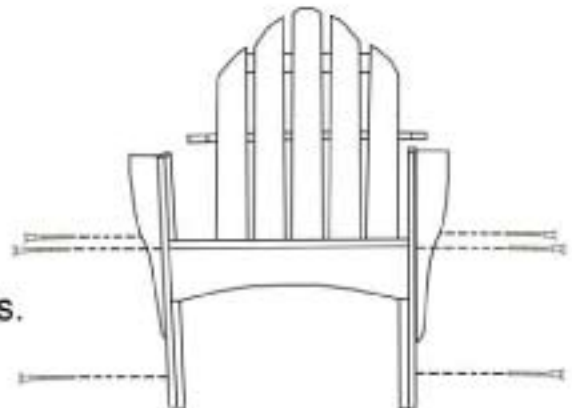
## CHESAPEAKE ADIRONDACK CHAIR INSTRUCTIONS

---



### STEP 1:

Attach back rest to the seat using (4) 2" screws.



### STEP 2:

Attach right and left leg using (6) 1 1/4" screws.



### STEP 3:

Attach arms to the right and left arm supports using (6) 2" screws.



## CHESAPEAKE ADIRONDACK CHAIR INSTRUCTIONS

---



### STEP 4:

Attach the back of the arm rest to the seat using  
(6) 1 1/4" screws.

